



REGENCY SAN FRANCISCO & NEW YORK


The Regency City Series of modern gas fireplaces offer unmatched design flexibility, quality, and modern styling. These stunning fireplaces create a unique focal point in your home and provide the calming ambiance of a large fire with just the push of a button.

Regency's City Series can accommodate any finishing materials right to the edge of the fireplace (including wood and wallpaper) – giving you material and design flexibility with modern, clean lines.

Features

- Use any finishing material right to the edge of the fireplace
- Interior lights are standard – light up the firebox, even when the fireplace is off
- Programmable remote control
- Direct vent room sealed technology
- Electronic ignition
- Horizontal or vertical flue option


Media Options




Black Coal Crushed Glass



Black Reflective Glass



Starfire Glass



Copper Glass




Slate/Grey Volcanic Basalt Stones



Tan Volcanic Basalt Stones



Driftwood Log Set



Birch Log Set
(60 Models Only)


Fire Options



New York 40



San Francisco 40



New York 60



San Francisco 60

Learn More

San Francisco 40



San Francisco 60



New York 40



New York 60



REGENCY CHICAGO


Available as either a Left or Right corner unit with flexible venting options, the Chicago Corner 40 is perfect as a standalone design feature, or as a stunning accent in any room. Flexible installation, unlimited finishing options, and limitless potential is possible with the Chicago.

Regency's City Series can accommodate any finishing materials right to the edge of the fireplace (including wood and wallpaper) – giving you material and design flexibility with modern, clean lines.


Features

- Use any finishing material right to the edge of the fireplace
- Interior lights are standard – light up the firebox, even when the fireplace is off
- Programmable remote control
- Direct vent room sealed technology
- Electronic ignition
- Horizontal or vertical flue option


Media Options



Black Coal Crushed Glass



Black Reflective Glass



Starfire Glass




Copper Glass



Slate/Grey Volcanic Basalt Stones



Tan Volcanic Basalt Stones



Driftwood Log Set

Fire Options



Chicago Corner LE



Chicago Corner RE

Learn More

Chicago LE



Chicago RE





RINNAI LS800

With its eye-catching design, the stunning LS 800 is sure to become the centrepiece of your home. It features Flametech, Rinnai's clever new technology that makes your fire burn more realistically than ever before. Flames emerge directly from within the logs themselves and embers glow just like the real thing alongside carefully recreated wood and stone media to achieve the perfect picture.

With a host of extra features including a Wi-Fi control as standard, you'll experience comfort and convenience during those chilly months. Settle in beside a flickering flame this winter with the Rinnai LS 800 Gas Fire.

Features

- High 5 star efficiency rating
- Heat output up to 8.3 kW, perfect for open plan living and large areas
- Innovative Flametech self-burning logs
- Choose from single or double sided designs
- Safety mesh guard to give peace of mind
- Anti-Reflective glass that eliminates reflections
- Flexible power flueing

Media Options



Self-burning Log Set

Fire Options



Single Sided



Double Sided

Learn More

LS800



Rinnai

 **homegas**

RINNAI LS1000 & LS1500


The LS Series is perfect for large living spaces but scale isn't all it offers. With wood logs created to precisely match natural driftwood, this is nothing short of a beautiful looking fireplace. Add to that its single or double-sided options, you have a fire that's a shining example of the wow factor.

Also with a double-sided option, the LS Series offers twice the ambience and cosy warmth via its highly realistic-looking flame height. Its generous one metre width also gives it plenty of presence, as well as plenty of heat to warm your home.

Features

- High 5 star efficiency rating
- High heat output, perfect for open plan living and large areas
- Highly realistic log set and burn media
- Elegant frameless design
- Wi-Fi Control
- Anti-Reflective glass that eliminates reflections
- Flexible power flueing

Media Options



Driftwood Log Set




Glass Media

Fire Options



LS1000 Single Sided



LS1500 Single Sided



LS1000 Double Sided



LS1500 Double Sided

Learn More

LS1000



LS1500



RINNAI 950 & 1250

The 950 & 1250 Gas Fires create a bold statement but flick off the light in the room and romantic dancing flames come alive. More than just a design feature both the 950 & 1250 Gas Fires come equipped with high-performing heat exchanger technology, rapid warm time & easy-to-use remote.

The combination of modern fascia designs and burn media options provide you with the ultimate flexibility to create a space that is truly your own. With optional side reflectors, the Rinnai 1250 also delivers an enhanced flame effect by creating depth for a more ambient surrounding.


Features

- 5.5 star energy rating
- Powerful heating performance over 8kW (950) & 8.4kW (1250)
- Safety mesh guard to provide peace of mind and eliminate reflections
- Easy to use remote, with room temperature display and flame control
- Flexible flueing options
- Wi-Fi (optional)

Media Options



Australian Eucalyptus Log Set



Glowing Pebbles

Fire Options



950 Black on Black



950 Stainless Steel on Black



1250 Black on Black



1250 Stainless Steel on Black

Learn More

950



1250





REGENCY GF1500 & GF950


The Regency Greenfire GF1500 & GF950 are contemporary, unrestricted, TV friendly fireplaces. Featuring an impressive 7.8kW (950), 10.8kW (1500) heat output, realistic flame and log set, these fires are perfect for open plan living areas.

With lower clearances for TV and artwork than ever before you can create a central focal point in your room and enjoy the flames dancing as you watch your favorite show! Flexibility in installation options with less restrictions allows this unit to be finished with combustible finishing options. Create the look you desire!

Features

- Wide landscape fire with driftwood log set
- Realistic ceramic glowing ember bed
- Black enamel reflective side panels
- 3-speed fan
- Electronic ignition
- Ceramic glass with high quality dress guard
- Remote control – with timer & thermostat function
- Direct vent room sealed technology


Fire Options



GF950L - Single Sided



GF1500L - Single Sided



GF1500LST - Double Sided

Trim Options



GF1500/GF950 Black Glass



GF1500/GF950 Black on Black



GF1500/GF950 Stainless Steel



GF1500/GF950 Black Finishing Trim



GF1500/GF950 Black Clean Edge



GF1500/GF950 Stainless Clean Edge

Learn More

GF950L



GF1500L



GF1500LST



ARCHER IS1200 & IS1500

The new Archer Linear Series Model IS1500 & IS1200 incorporate all the unique Archer features such as P.V.C. Fluing, Zero Clearance installation and automatic Humidification, which are all a direct Benefit derived from Archer's revolutionary Heat-exchange system, which delivers High Efficiency and High Heat output.

The new Linear Series has all the Hallmarks of a traditional Archer Gas Log Fire with a superb modern Linear Look. (Beauty - Efficiency - Heat)
Featuring 5 variable Flame and Heat settings controlled by remote control with automatic variable Speed Fan.

Features

- 5 Variable Heat Settings
- Automatic Fan Speed Setting linked to each heat setting.
- Remote Control
- Powered flue Technology.
- Automatic ignition
- Automatic Humidifier
- Easy Installation
- Zero clearance installation

Media Options



Driftwood Log Set

Trim Options



Charcoal Bolted Surround



Charcoal Picture Frame

Learn More

IS1200



IS1500



ARCHER IS700 SERIES

The Archer IS700 Series incorporate all the unique Archer features such as P.V.C. Fluing, Zero Clearance installation and automatic Humidification, which are all a direct Benefit derived from Archer's revolutionary Heat-exchange system, which delivers High Efficiency and High Heat output.

The IS700 Flat front insert models has a 92% combustion efficiency and has a 5.7 star energy rating. The Archer IS700 has achieved the ultimate in efficiency and high heat output to give you the most superior product available on the market today to heat your home.

Features

- Variable Heat Setting
- Automatic Fan Speed Setting linked to each heat setting.
- Remote Control (optional)
- Powered flue Technology.
- Automatic ignition
- Automatic Humidifier
- Easy Installation

Media Options



Log Set

Trim Options



Charcoal Bolted Surround



Charcoal 3 Sided Surround

Learn More

IS700





RINNAI 650 & 750

The Rinnai 650 & 750 Gas Fires are the perfect solution to creating an ambient atmosphere. Experience the latest in design innovation, featuring Rinnai's exclusive ember bed technology.

Designed specifically to suit existing fireplaces with narrow dimensions, the 650 & 750 Gas Fires are ideal for smaller spaces.

All Rinnai 650 & 750 Gas Fires come with an easy to use remote, with room temperature display and flame control.

Features

- High heat output up to 6kW of warmth
- Unique ember bed technology
- Easy to use remote, with room temperature display and flame control
- Double glazed front - no need for a mesh guard, enhancing visual aesthetics
- Designed for replacement, renovations or new homes
- Wi-Fi (optional)

Media Options



Australian Eucalyptus Log Set



Glowing Pebbles

Trim Options



750/650 Matte Black



750/650 Titanium Grey



750 Matte Black XL

Learn More

650



750



REGENCY GF750

Add a unique touch to your home. Make your home a place you love, not just a place where you live.

Regency newest model means that you can get exactly what you want, whether you have a chimney or not. Our all-new patent-pending infusion burner technology creates a burning log look so realistic your guests will have a hard time telling whether it's wood or gas!

Features

- Innovative, patent-pending infusion burner with Australian Hardwood logs
- Dual glass safety barrier for a clear uninterrupted view of the fire
- Remote control – with timer & thermostat function
- 6-speed fan to efficiently warm the room to desired temperature
- Optional reflective panels

Media Options



Australian Hardwood Log Set

Trim Options



Black



Black with backing plate

Learn More

GF750





Inbuilt

Inspired by the much-loved Rinnai Sapphire, the SS850 is a stylish and versatile gas fire that is perfect for most homes. The modernised aesthetic, and the replacement of the glass heat shield with a barely visible mesh will ensure the SS850 will be another firm favourite Rinnai gas fire.

Freestander

With simple modern lines, the SS850 is the perfect no-fuss replacement for a freestanding woodburner. The glowing logset and realistic flame picture will bring ambience and warmth to those cold winter nights. With a number of base options available, the SS850 has a look to suit your home.

Features

- High heat output up to 6.6kW of warmth
- 3.9 Star energy efficiency
- Subtle barely visible mesh guard
- Includes 'simple-to-use' infrared remote control
- Flexible install options, masonry inbuilt or into mock chimney
- Designed for replacement, renovations or new homes
- Wi-Fi (optional)

Media Options



Driftwood Log Set

Trim Options



Black Inbuilt



Black Freestander



Black Freestander Plinth



Black Freestander Cabinet

Learn More

Inbuilt



Freestander





RINNAI 650 FREESTANDING

The Rinnai 650 Freestanding Gas Fire is the perfect solution to creating an ambient atmosphere. Experience the latest in design innovation, featuring Rinnai's exclusive ember bed technology.

With a flush, thin frame and wide viewing glass, these captivating Gas Fires create a beautiful look that will catch the eye of any design conscious individual. The Rinnai 650 Freestanding Gas Fire comes with an easy to use remote, with room temperature display and flame control.

Features

- High heat output up to 5kW of warmth
- Unique ember bed technology
- Easy to use remote, with room temperature display and flame control
- Wide viewing window with minimal frames
- Double glazed front - no need for a mesh guard, enhancing visual aesthetics
- Designed for replacement, renovations or new homes
- Wi-Fi (optional)

Media Options



Australian Eucalyptus Log Set



Glowing Pebbles

Trim Options



Matte Black

Learn More

650 FS



REGENCY FG39

The Regency FG39 gas log fire features the finest, most realistic flame picture available. Enjoy the exceptional view through the wide one piece glass door designed to showcase the glowing flames and embers.

The clean lines of this gas stove wraps around its extraordinary fire. This fire provides heat for large living areas but can be turned down to enjoy the fire view with less warmth. Install the FG39 and warm up your home as you lower heating bills.

Features

- Beautiful fire with glowing logs and platinum infused glowing embers
- Wrap around ceramic glass with dress guard
- Flame adjustment for maximum control
- Powerful 3-speed fan
- Electronic ignition
- Horizontal or vertical flue option
- Operates on natural gas or propane
- Remote Control (optional)

Media



Log Set

Trim Options



Black with Black Louvers



Black with Brushed Nickel Louvers

Learn More

FG39





ARCHER 100, 600 & 700 SERIES

The Archer freestanding series incorporate all the unique Archer features such as P.V.C. Fluing and automatic Humidification, which are all a direct Benefit derived from Archer's revolutionary Heat-exchange system, which delivers High Efficiency and High Heat output.

The free standing FS100 and FS700 are 30mj Twin burner Models with a combustion efficiency of 92% and a 5.5 star energy rating.

Features

- 3 Heat Settings
- 3 Automatic Fan Speed Settings linked to each burner setting.
- Powered Flue Technology
- Automatic Ignition
- Automatic Humidifier
- Easy installation
- Remote Control (optional)

Media



Log Set

Fire Options



FS100



FS100 with Pedestal



FSP600



FS700

Door Trim Options



Gold



Charcoal

Learn More

FS100



FSP600



FS700



GAZCO ONYX 110 & 150 ELECTRIC FIRE

The Onyx Range of premium electric fireplace heaters bring luxury to more spaces than ever before. The robust log set with Integrated Log Lighting coupled with advanced Chromalight® Plus LED system, full colour customisation, WIFI control and a generous 431mm glass height means this fireplace is sure to amaze with its awe-inspiring flame picture.

With no need for venting or fuel lines, the Onyx range is an apartment friendly electric fireplace that can be installed in virtually any room of the house.

Features

- 1-Sided Linear, 2-Sided Corner, or 3-Sided Bay installation
- Luxurious 431mm Glass Height
- 36+ Unique Flame Colour Combinations
- App Control on iOS and Android devices
- Up to 2kW Programmable Heating
- Realistic Glowing Ember Bed
- Premium Integrated Log Lighting System
- Eco-design Energy Saving Features

Media



Split Oak Logs (Included)



Birch Logs

Fire Options



1 Sided



2 Sided (Left or Right Side)



3 Sided Bay

Learn More

110



150



GAZCO ONYX 190 ELECTRIC FIRE


The Onyx Range of premium electric fireplace heaters bring luxury to more spaces than ever before. The robust log set with Integrated Log Lighting coupled with advanced Chromalight® Plus LED system, full colour customisation, WIFI control and a generous 431mm glass height means this fireplace is sure to amaze with its awe-inspiring flame picture.

With no need for venting or fuel lines, the Onyx range is an apartment friendly electric fireplace that can be installed in virtually any room of the house.


Features

- 1-Sided Linear, 2-Sided Corner, or 3-Sided Bay installation
- Luxurious 431mm Glass Height
- 36+ Unique Flame Colour Combinations
- App Control on iOS and Android devices
- Up to 2kW Programmable Heating
- Realistic Glowing Ember Bed
- Premium Integrated Log Lighting System
- Eco-design Energy Saving Features

Media



Split Oak Logs (Included)



Birch Logs

Fire Options



1 Sided



2 Sided (Left or Right Side)



3 Sided Bay

Learn More

190





GAZCO EREFLEX 105R, 135R & 195R


Undulating flame visuals, dancing seemingly impossibly amongst a deep bed of realistic logs or shining crystals, make the eReflex one of the most captivating electric fires ever created.

But the eReflex doesn't just deliver mesmerising effects and a fireside glow. Designed with the very latest LED technologies and offering a choice of stunning fuel beds, this innovative electric fire range lets you decide on the perfect ambience to suit your mood - with only your imagination to hold you back.

Features

- 2kW electric heater with blower
- Chromalight LED system
- 3 flame colour options
- Sparkling fuel bed lighting with 13 vibrant colours
- 6 levels of brightness for flames and fuel bed
- Flames can be enjoyed with or without heat
- Choice of fuel effects that can be mixed and matched; including logs, grey & clear pebbles, and crystal ice-effect

Media - comes standard with all media




Logs & Stones



Crystals

Fire Options



105R



135R



195R

Learn More

105



135



195



REGENCY HZO42 OUTDOOR


Create an outdoor space you can use all year round with the Regency HZO42 outdoor gas fireplace. All of the sophisticated, contemporary styling and quality workmanship of the Regency gas fire range is mirrored in this dramatic outdoor fireplace.

This fireplace delivers beautiful wide angle flames amplified by a reflective stainless steel body with the choice of ceramic garden stones, reflective crystals or logs. Quality, style and durable outdoor function make this fireplace a perfect outdoor option.


Features

- Stainless Steel Burner, designed specifically for use outdoors
- Packaged framing kit available, no measuring, and no cutting!
- Electronic Ignition
- Battery operated, saving thousands of dollars in electrical wiring
- Operates on natural gas or LPG

Media Options




Black Reflective
Glass




Starfire Glass



Copper Glass



Driftwood Log Set



Garden Stones

Trim Options



Stainless Steel

Learn More

HZO42

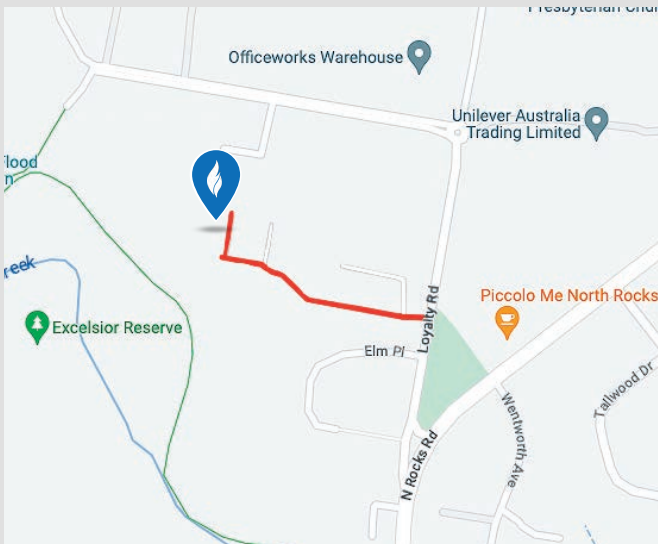


OUR WORK



VISIT OUR SHOWROOM

21/12A Loyalty Road, North Rocks NSW 2151



First Driveway After Elm Place

Building or renovating? Bring in your plans & we will sit down and go through all the options that will work for you

Opening Hours:

Monday - Friday: 8am-4pm

Saturday: 8am-1pm

All other times: By appointment

Follow us to see more of our work



@homegas.au



@homegas.au

Call us on **8839 3200**

Contact us on enquiries@homegas.com.au

homegas
Heating | Hot Water | Gas Appliances